

THICK-WALLED PC FLAT DRIPLINE

# TopDrip HD PC & PC AS



Innovative, cost effective, heavy duty pressure-compensating (PC) and anti-siphon (PC AS) thick-walled dripline models based on the cascade labyrinth

## APPLICATIONS

- Row crops and vegetables
- For orchards and other multi-seasonal applications
- Subsurface drip irrigation (SDI)
- Variable topography
- Irrigation of long rows with high uniformity

## STRUCTURE AND FEATURES

- Accurate pressure-compensating dripper
- Low CV: 3.0%
- Cascade labyrinth incorporated for maximal clog resistance
- Protection from root intrusion
- Unique double self-cleaning mechanism
- Large water passages for optimal durability at low flow rates
- Multiple channel water inlet for operation under heavy dirt load
- Close dripper spacing creates a continuous wetted strip

## TECHNICAL DATA

- Flow rate: 0.6, 1.0, 1.6, 2.0, 2.2, 3.5 l/h
- Pressure regulating range: 0.4-4.0 bar
- Operating pressure: 0.4-4.0 bar, according to wall thickness
- Wall thickness: 0.9-1.2 mm
- Recommended filtration: 130 micron (120 mesh)

**TopDrip PC**



0.6, 1.0, 1.6, 2.0, 2.2, 3.5 l/h

**TopDrip PC AS**



0.6, 1.0, 1.6, 2.0, 2.2, 3.5 l/h



## TOPDRIP FLOW RATE COLOR CODES

Dripper Flow rate (l/h)	Dripper Body color	Dripper Cover color
0.6	Light green	Orange
0.6	Light green	Blue
1.0	Grey	Orange
1.0	Grey	Blue
1.6	Light brown	Orange
1.6	Light brown	Blue
2.0	Yellow	Orange
2.0	Yellow	Blue
2.2	Light blue	Orange
2.2	Light blue	Blue
3.5	Light orange	Orange
3.5	Light orange	Blue

THICK-WALLED PC FLAT DRIPLINE

# TopDrip HD PC & PC AS

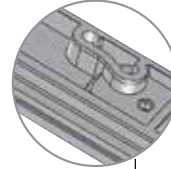


### 3 PARTS-UPPER VIEW

Shallow profile reduces head losses  
Raised water inlet reduces clogging

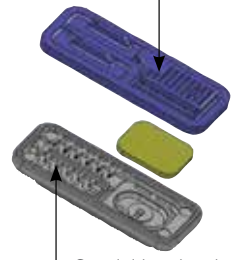



Weir design prevents root intrusion and sand suction




### 3 PARTS-BOTTOM VIEW

Multi-channel: three-dimensional water inlets and eleven independent entrances



Cascade labyrinth, wide water passages and strong self-cleaning operation



Nominal diameter (mm)	Wall thickness		OD (mm)	ID (mm)	Maximum Pressure (bar)	KD	Connector type
	(mm)	(mil)					
16	0.90	35	15.70	13.9	4.0	0.575	●
16	1.00	39	15.90	13.9	4.0	0.575	●
16	1.15	45	16.20	13.9	4.0	0.575	●
17	0.90	35	16.20	14.4	4.0	0.48	●
17	1.00	39	16.40	14.4	4.0	0.48	●
17	1.20	47	17.00	14.4	4.0	0.48	●
20	1.00	39	19.70	17.70	4.0	0.35	●
20	1.20	47	20.10	17.70	4.0	0.35	●

## TOPDRIP HD PACKAGING AND SHIPPING

### Carton spools

Nominal diameter (mm)	Wall thickness (mm)	Standard coil length (m)	Coils per 20 ft. container	Coils per 40 ft. container	Coils per 40 ft. HC container
16	0.90	400	320	640	720
16	1.00	400	320	640	720
17	0.65	600	320	640	720
17	0.90	400	320	640	720
17	1.00	400	320	640	720
20	0.90	300	320	640	720
20	1.00	300	320	640	720

### Coils

Nominal diameter (mm)	Wall thickness (mm)	Standard coil length (m)	Coils per 20 ft. container	Coils per 40 ft. container	Coils per 40 ft. HC container
16	0.90	500	150	320	360
16	1.00	500	150	320	360
16	1.15	500	150	320	360
17	0.90	500	150	320	360
17	1.00	500	150	320	360
17	1.20	500	150	320	360
20	1.00	300	150	345	365
20	1.20	300	150	345	365

\* Dripper spacing can affect coil length.

